

Kingtronics®

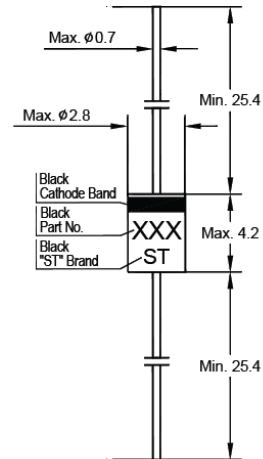
BZX85C

Silicon Planar Power Zener Diodes

FEATURES

For use in stabilizing and clipping circuits with high power rating.

The Zener voltages are graded according to the international E 24 standard. Other tolerances and higher Zener voltages are upon request.



Glass Case DO-41
Dimensions in mm

Absolute Maximum Ratings (Ta = 25°C)

PARAMETER	SYMBOL	VALUE	UNIT
Power Dissipation	P_{tot}	1.3 ¹⁾	W
Junction Temperature	T_j	200	°C
Storage Temperature Range	T_{stg}	- 55 to + 200	°C

¹⁾ Valid provided that leads at a distance of 8 mm from case are kept at ambient temperature.

Characteristics at Ta = 25°C

PARAMETER	SYMBOL	Max.	UNIT
Thermal Resistance Junction to Ambient Air	R_{thA}	130 ¹⁾	K/W
Forward Voltage at $I_F = 200$ mA	V_F	1.2	V

¹⁾ Valid provided that leads at a distance of 8 mm from case are kept at ambient temperature.

Kingtronics® International Company

Website: www.kingtronics.com Email: info@kingtronics.com Tel: (852) 8106 7033 Fax: (852) 8106 7099

Kingtronics®**BZX85C**Silicon Planar Power
Zener Diodes**Characteristics (Ta = 25°C)**

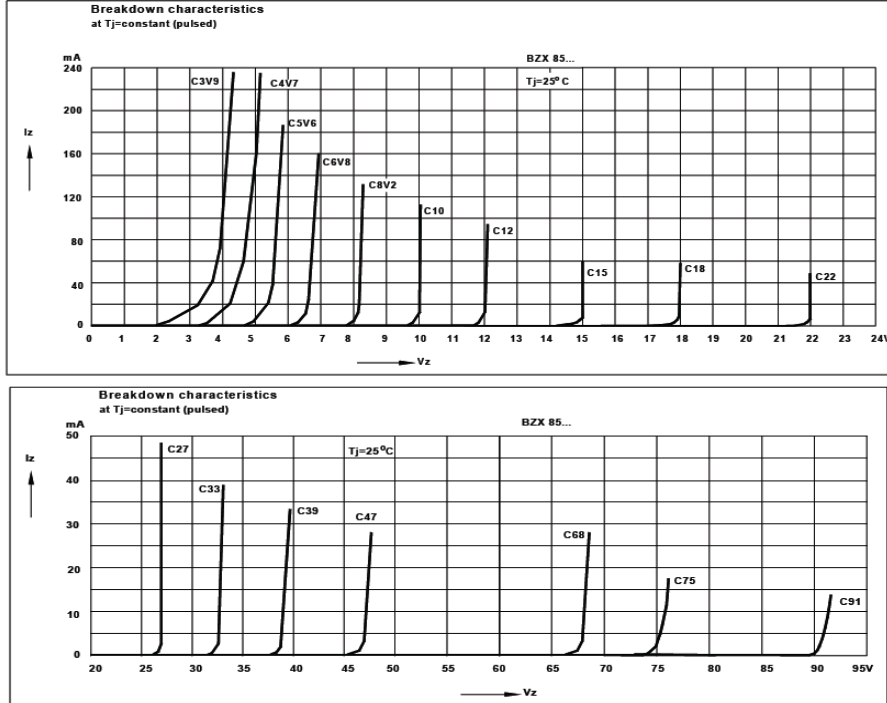
Type	Zener Voltage ¹⁾			Dynamic Resistance				Reverse Current	
	V _{Znom}	V _{ZT}	at I _{ZT}	Z _{ZT}	at I _{ZT}	Z _{ZK}	at I _{ZK}	I _R	at V _R
	(V)	(V)	(mA)	Max. (Ω)	(mA)	Max. (Ω)	(mA)	Max. (μA)	(V)
BZX85C3V0	3	2.8...3.2	80	20	80	400	1	100	1
BZX85C3V3	3.3	3.1...3.5	70	20	70	400	1	40	1
BZX85C3V6	3.6	3.4...3.8	60	15	60	500	1	20	1
BZX85C3V9	3.9	3.7...4.1	60	15	60	500	1	10	1
BZX85C4V3	4.3	4...4.6	50	13	50	500	1	3	1
BZX85C4V7	4.7	4.4...5	45	13	45	600	1	3	1
BZX85C5V1	5.1	4.8...5.4	45	10	45	500	1	1	1.5
BZX85C5V6	5.6	5.2...6	45	7	45	400	1	1	2
BZX85C6V2	6.2	5.8...6.6	35	4	35	300	1	1	3
BZX85C6V8	6.8	6.4...7.2	35	3.5	35	300	1	1	4
BZX85C7V5	7.5	7...7.9	35	3	35	200	0.5	1	4.5
BZX85C8V2	8.2	7.7...8.7	25	5	25	200	0.5	1	6.2
BZX85C9V1	9.1	8.5...9.6	25	5	25	200	0.5	1	6.8
BZX85C10	10	9.4...10.6	25	7	25	200	0.5	0.5	7
BZX85C11	11	10.4...11.6	20	8	20	300	0.5	0.5	8.2
BZX85C12	12	11.4...12.7	20	9	20	350	0.5	0.5	9.1
BZX85C13	13	12.4...14.1	20	10	20	400	0.5	0.5	10
BZX85C15	15	13.8...15.6	15	15	15	500	0.5	0.5	11
BZX85C16	16	15.3...17.1	15	15	15	500	0.5	0.5	12
BZX85C18	18	16.8...19.1	15	20	15	500	0.5	0.5	13
BZX85C20	20	18.8...21.2	10	24	10	600	0.5	0.5	15
BZX85C22	22	20.8...23.3	10	25	10	600	0.5	0.5	16
BZX85C24	24	22.8...25.6	10	25	10	600	0.5	0.5	18
BZX85C27	27	25.1...28.9	8	30	8	750	0.25	0.5	20
BZX85C30	30	28...32	8	30	8	1000	0.25	0.5	22
BZX85C33	33	31...35	8	35	8	1000	0.25	0.5	24
BZX85C36	36	34...38	8	40	8	1000	0.25	0.5	27
BZX85C39	39	37...41	6	50	6	1000	0.25	0.5	30
BZX85C43	43	40...46	6	50	6	1000	0.25	0.5	33
BZX85C47	47	44...50	4	90	4	1500	0.25	0.5	36
BZX85C51	51	48...54	4	115	4	1500	0.25	0.5	39
BZX85C56	56	52...60	4	120	4	2000	0.25	0.5	43
BZX85C62	62	58...66	4	125	4	2000	0.25	0.5	47
BZX85C68	68	64...72	4	130	4	2000	0.25	0.5	51
BZX85C75	75	70...79	4	135	4	2000	0.25	0.5	56

¹⁾ Tested with pulses t_p = 20 ms.**Kingtronics**® International Company

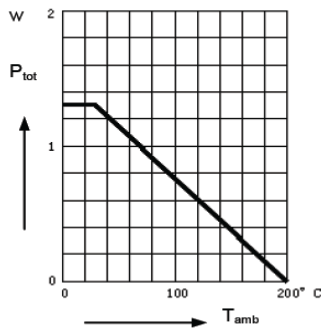
Kingtronics®

BZX85C

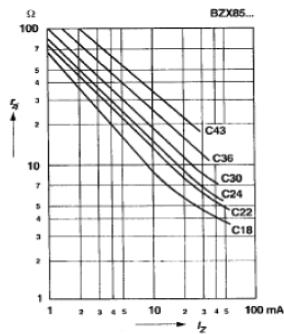
Silicon Planar Power Zener Diodes



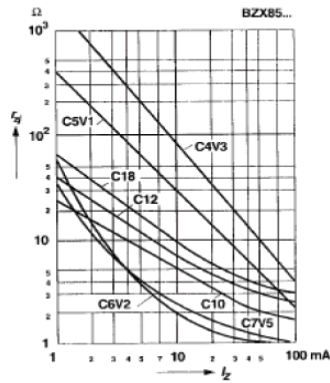
Admissible power dissipation Versus ambient temperature
Valid provided that leads are kept at ambient Temperature at a distance of 10 mm from case



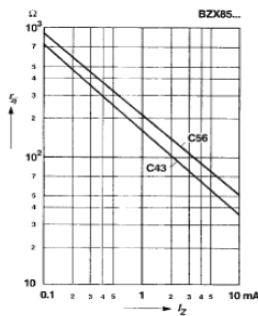
Dynamic resistance versus Zener current



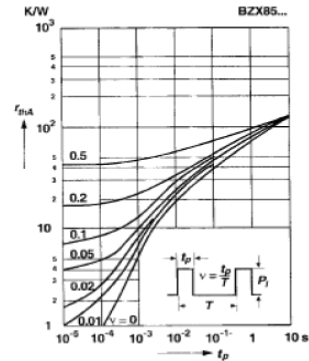
Dynamic resistance versus Zener current



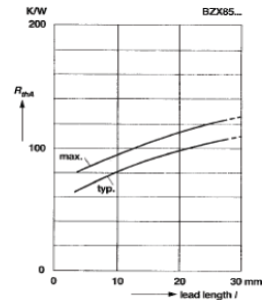
Dynamic resistance versus Zener current



Pulse thermal resistance versus pulse duration
Valid provided that leads are kept at ambient temperature at a distance of 10 mm from case.



Thermal resistance versus lead length



Note: Specification are subject to change without notice. For more detail and update, please visit our website.

Kingtronics® International Company

Website: www.kingtronics.com

Email: info@kingtronics.com

Tel: (852) 8106 7033

Fax: (852) 8106 7099