

Kingtronics®

S35VB005 THRU S35VB100

SINGLE-PHASE GLASS PASSIVATED BRIDGE RECTIFIERS

REVERSE VOLTAGE 50 to 1000 Volts

FORWARD CURRENT 35 Ampere

FEATURES

- Rating to 1000V PRV
- High efficiency
- Glass passivated chip junction
- Electrically isolated metal case for maximum heat Dissipation
- The plastic material has UL flammability classification 94V-0
- Electrically isolated base-2500 Vlots

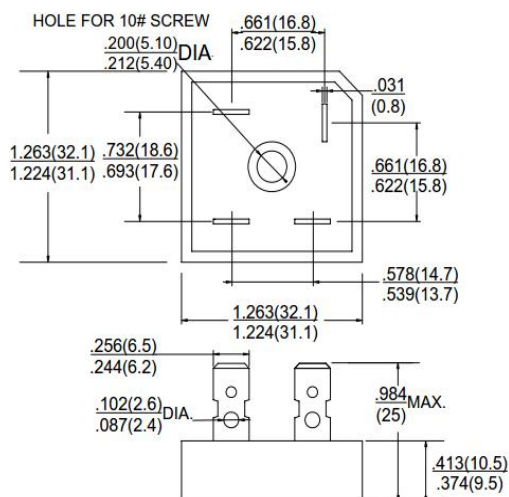
MECHANICAL DATA

- Case : Molded plastic with Heatsink internally mounted in the bridge encapsulation
- Polarity : As marked on Body
- Mounting : Hole for # 10 screw
- Weight : 0.70 ounces , 20 grams (terminal)

MAXIMUM RATINGS AND ELECTRICAL CHARACTERISTICS

Ratings at 25°C ambient temperature unless otherwise specified ,
Single phase, half wave, 60Hz, resistive or inductive load.
For capacitive load derate current by 20%

Dimensions in inches and (millimeters)



PARAMETER	SYMBOL	S35VB 005	S35VB 10	S35VB 20	S35VB 40	S35VB 60	S35VB 80	S35VB 100	UNIT
Maximum Recurrent Peak Reverse Voltage	V_{RRM}	50	100	200	400	600	800	1000	V
Maximum RMS Voltage	V_{RRM}	35	70	140	280	420	560	700	V
Maximum DC Blocking Voltage	V_{DC}	50	100	200	400	600	800	1000	V
Maximum Average Forward Rectified Current @ $T_c=T_a$	$I_{(AV)}$	35.0							A
Peak Forward Surge Current 8.3ms Single half sine-wave superimposed on rated load	I_{FSM}	400							A
Maximum Forward Voltage at 17.5A DC	V_F	1.05							V
Maximum DC Reverse Current @ $T_J=25^\circ C$ at rated DC blocking voltage @ $T_J=125^\circ C$	I_R	5.0 500							μA
I^2t Rating for Fusing ($t < 8.3ms$), (Note 1)	I^2t	660							A^2S
Typical Junction Capacitance per element (Note 2)	C_J	150							pF
Typical Thermal Resistance	$R_{\theta JC}$	1.4							$^\circ C/W$
Operating Temperature Range	T_J	-55 to +150							$^\circ C$
Storage Temperature Range	T_{STG}	-55 to +150							$^\circ C$

1-Measured at non-repetitive, for greater than 1ms and less than 8.3ms

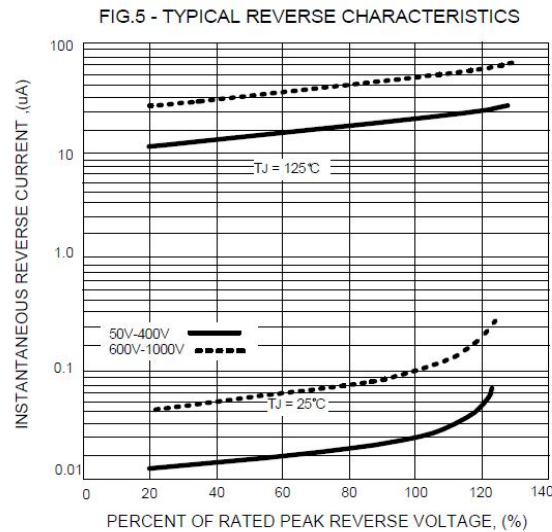
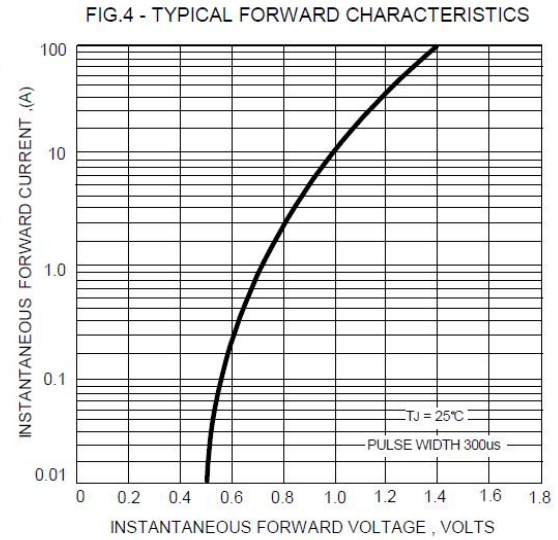
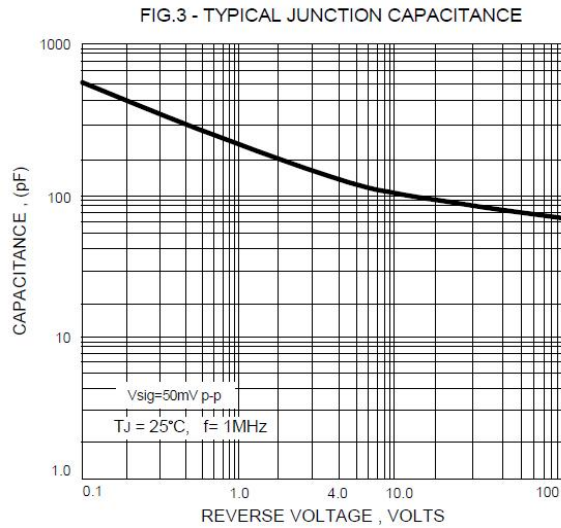
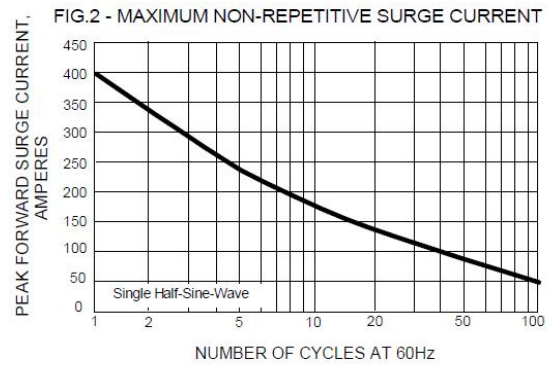
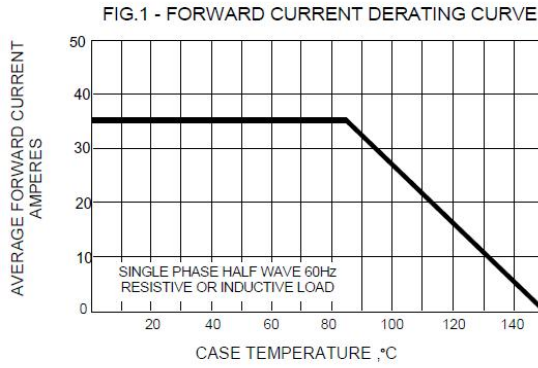
2- Measured at 1.0MHz and applied reverse voltage of 4.0V DC.

Kingtronics® International Company

Kingtronics®

S35VB005 THRU S35VB100

RATINGS AND CHARACTERISTIC CURVES



Note: Specifications are subject to change without notice.

Kingtronics® International Company