

Kingtronics®

10A05 THRU 10A10

GENERAL PURPOSE RECTIFIER

VOLTAGE RANGE 50 to 1000 Volts CURRENT 10 Ampere

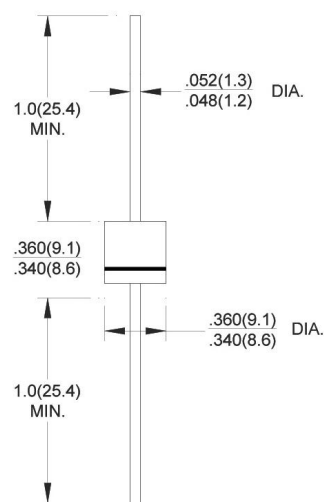
FEATURES

- Low forward voltage drop
- Low leakage current
- High forward surge capability
- High temperature soldering guaranteed
- 260°C/10 seconds, 0.375" (9.5mm) lead length at 5 lbs(2.3kg) tension

MECHANICAL DATA

- Case:** Transfer molded plastic
- Epoxy:** UL94V-0 rate flame retardant
- Polarity:** Color band denotes cathode end
- Lead:** Plated axial lead, solderable per MIL-STD-202E method 208C
- Mounting position:** Any

R-6



Dimensions in inches and (millimeters)

MAXIMUM RATINGS AND ELECTRICAL CHARACTERISTICS

Ratings at 25°C ambient temperature unless otherwise specified ,
Single phase, half wave, 60Hz, resistive or inductive load.
For capacitive load derate current by 20%

PARAMETER	SYMBOL	10A05	10A1	10A2	10A4	10A6	10A8	10A10	UNIT	
Maximum Repetitive Peak Reverse Voltage	VRRM	50	100	200	400	600	800	1000	Volts	
Maximum RMS Voltage	VRMS	35	70	140	280	420	560	700	Volts	
Maximum DC Blocking Voltage	VDC	50	100	200	400	600	800	1000	Volts	
Maximum Average Forward Rectified Current at TA=75°C	I(AV)	10							Amps	
Peak Forward Surge Current 8.3mS single half sine-wave superimposed on rated load (JEDEC method)	IFSM	400							Amps	
Maximum Instantaneous Forward Voltage at 1.0A	VF	1.1							Volts	
Maximum DC Reverse Current at rated DC Blocking Voltage	IR	TA = 25°C	10							uA
		TA = 125°C	100							
Typical Junction Capacitance (NOTE 1)	CJ	125							pF	
Typical Thermal Resistance (NOTE 2)	RθJA	8							°C/W	
Operating and Storage Temperature Range	TJ, TSTG	-55 to +150							°C	

1. Measured at 1.0MHz and applied reverse voltage of 4.0 Volts.

Kingtronics® International Company

Website: www.kingtronics.com Email: info@kingtronics.com Tel: (852) 8106 7033 Fax: (852) 8106 7099

Kingtronics®

10A05 THRU 10A10

RATINGS AND CHARACTERISTIC CURVES

FIG.1-TYPICAL FORWARD CURRENT DERATING CURVE

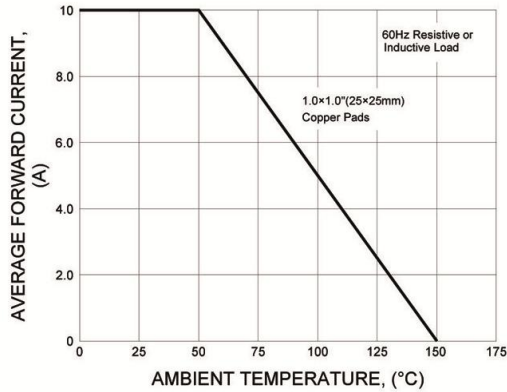


FIG.2-MAXIMUM NON-REPETITIVE PEAK FORWARD SURGE CURRENT

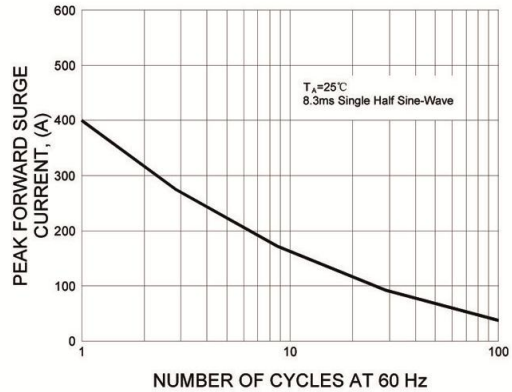


FIG.3-TYPICAL INSTANTANEOUS FORWARD CHARACTERISTICS

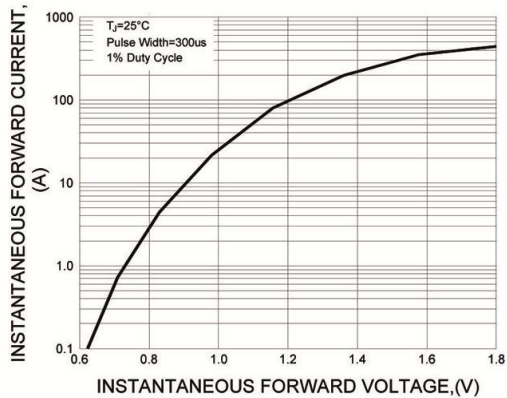


FIG.4-TYPICAL REVERSE CHARACTERISTICS

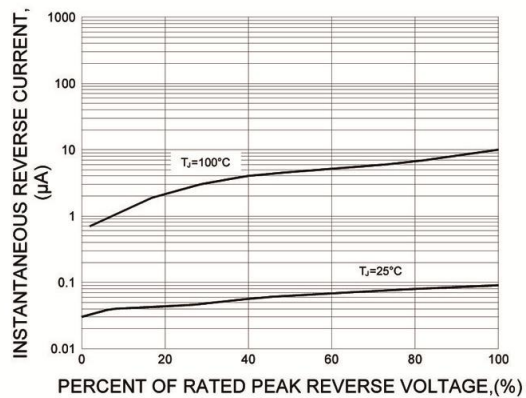
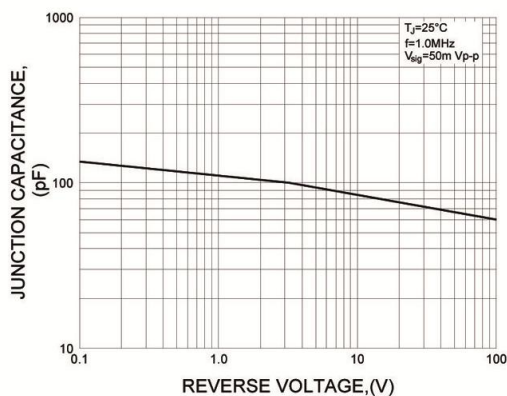


FIG.5-TYPICAL JUNCTION CAPACITANCE



Note: Specifications are subject to change without notice.

Kingtronics® International Company